

## Instruction for use

Multi-dose pre-filled pen  
Each pen contains 4 fixed doses, one dose taken weekly.

**Mounjaro 2.5 mg KwikPen solution for injection in pre-filled pen**  
**Mounjaro 5 mg KwikPen solution for injection in pre-filled pen**  
**Mounjaro 7.5 mg KwikPen solution for injection in pre-filled pen**  
**Mounjaro 10 mg KwikPen solution for injection in pre-filled pen**  
**Mounjaro 12.5 mg KwikPen solution for injection in pre-filled pen**  
**Mounjaro 15 mg KwikPen solution for injection in pre-filled pen**  
tirzepatide

This instructions for use contains information on how to inject Mounjaro KwikPen



### Important information you need to know before injecting Mounjaro KwikPen.

Read this instructions for use and the package leaflet before you start injecting Mounjaro KwikPen and each time you get another new pen. There may be new information. This information does not take the place of talking to your doctor, pharmacist or nurse about your medical condition or treatment.

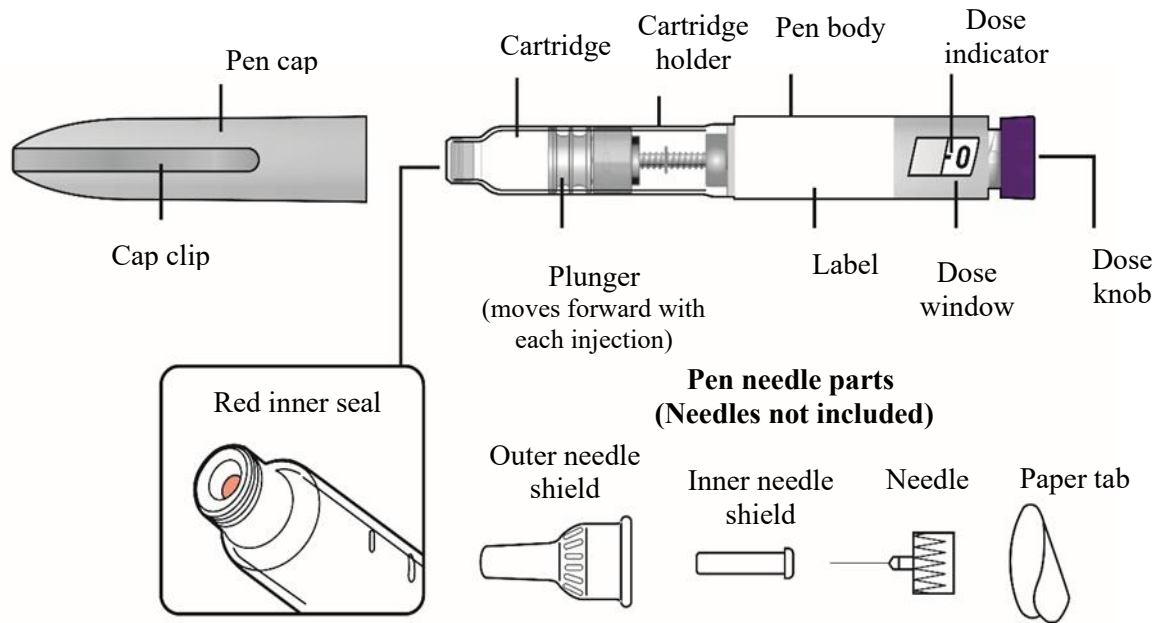
Mounjaro KwikPen is a disposable multi-dose pre-filled pen. **The pen contains 4 fixed doses, one dose taken weekly.** Inject a single weekly injection, under the skin (subcutaneously).

After 4 doses, throw away (discard) the pen, including the unused medicine. The pen will prevent you from dialling a full dose after you have given yourself 4 weekly doses. **Do not** inject the leftover medicine. Do not transfer the medicine from your pen into a syringe.

**Do not** share your Mounjaro KwikPen with other people, even if the pen needle has been changed. You may give other people a serious infection or get a serious infection from them.

People who are blind or have vision problems should not use the pen without help from a person trained to use the pen.

**Guide to parts**  
**Parts of the Mounjaro KwikPen**

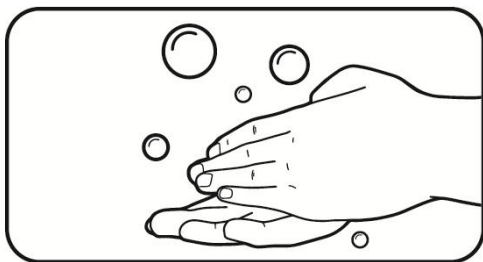


KwikPen compatible needle (If you do not know what pen needle to use, talk to your healthcare professional)

**Supplies needed to give your injection**

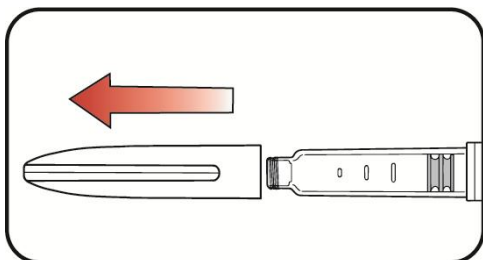
- Mounjaro KwikPen
- KwikPen compatible needle (If you do not know what pen needle to use, talk to your healthcare professional)
- Swab, gauze or cotton ball
- Sharps disposal container or household container

**Preparing to inject Mounjaro KwikPen**



**Step 1:**

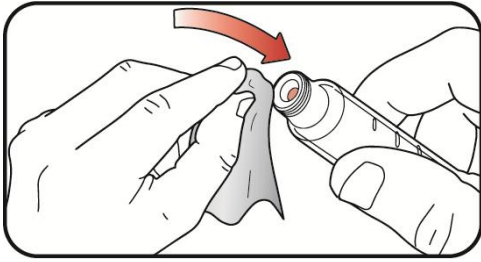
- Wash your hands with soap and water.



**Step 2:**

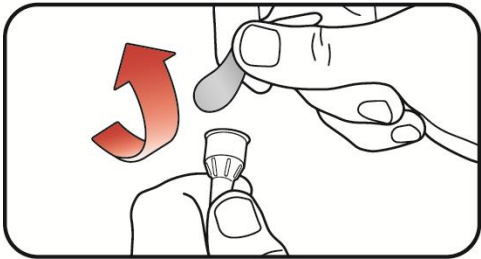
- Pull the pen cap straight off.
- Inspect the pen and label. **Do not** use if:
  - the medicine name or dose strength does not match your prescription.
  - the pen is expired (EXP) or looks damaged.
  - the medicine has been frozen, has particles, is cloudy, or is discoloured.

Mounjaro should be colourless to slightly yellow.



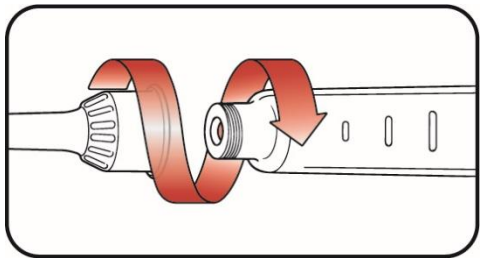
**Step 3:**

- Wipe the red inner seal with a swab.



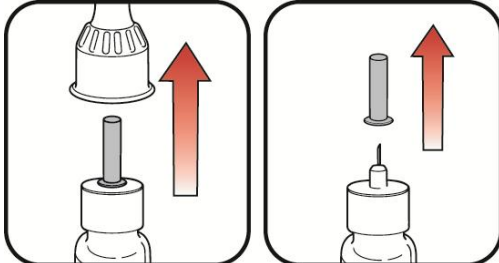
**Step 4:**

- **Select a new pen needle.** Always use a new pen needle for each injection to help prevent infections and blocked needles.
- Pull off the paper tab from the outer needle shield.



**Step 5:**

- Push the capped needle straight onto the pen and twist the needle on until it is tight.

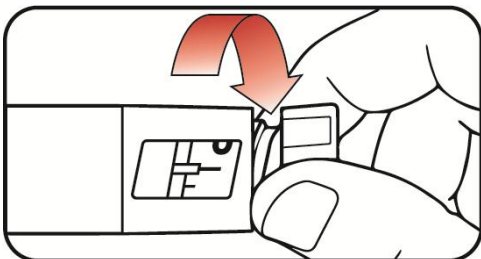


**Step 6:**


- a. Pull off the outer needle shield and keep it. This will be reused.
- b. Pull off the inner needle shield and throw it away.

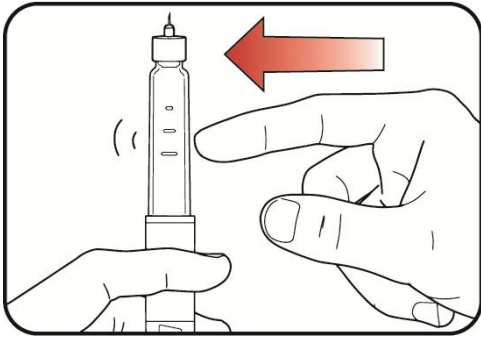
**a. Outer needle shield**

**b. Inner needle shield**



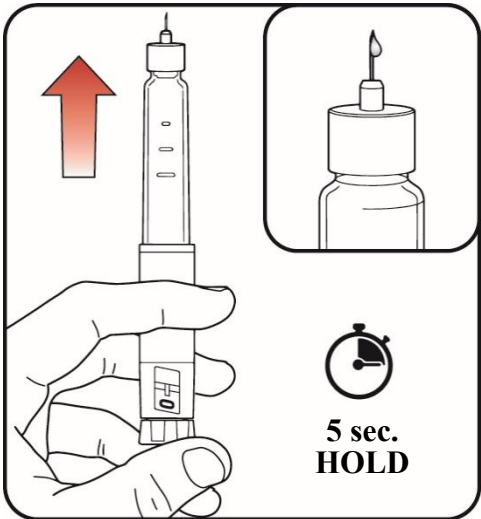
**Step 7:**

- Slowly turn the dose knob until you hear **2 clicks** and the  extended line is shown in the dose window. This is the prime position. It can be corrected by turning the dose knob in either direction until the prime position lines up to the dose indicator.



**Step 8:**

- Hold your pen with the needle pointing up.
- Tap the cartridge holder gently to collect air bubbles at the top.



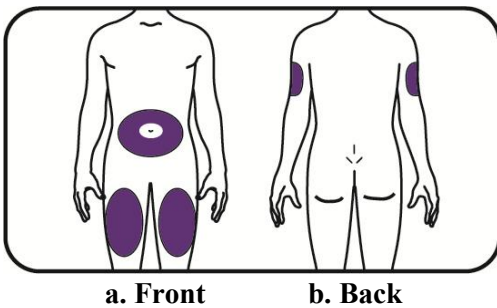
**Step 9:**

- Release some medicine into the air by **pushing the dose knob in** until it stops, then **slowly count to 5 while holding the dose knob**. The **0** icon must be shown in the dose window. **Do not** inject into your body.

Priming removes air from the cartridge and makes sure that your pen is working correctly. Your pen has been primed if a small amount of medicine comes out of the tip of the pen needle.

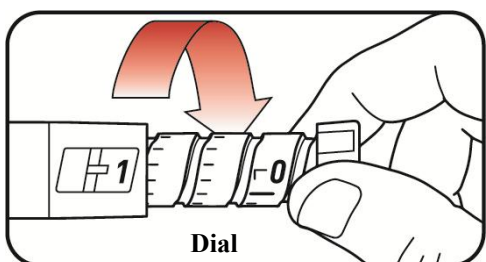
- If you do not see medicine, repeat **steps 7-9**, no more than 2 additional times.
- If you still do not see medicine, then change the pen needle and repeat **steps 7-9**, no more than 1 additional time.
- If you still do not see medicine, contact your doctor, nurse or pharmacist.

**Injecting Mounjaro KwikPen**



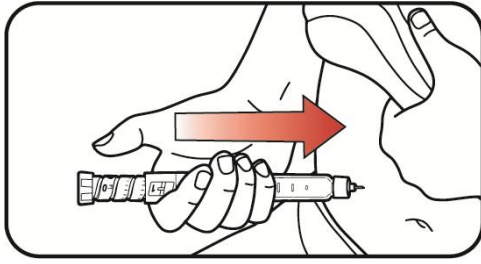
**Step 10:**

- Choose an injection site.
  - a. You or another person can inject the medicine in your thigh or stomach (abdomen) at least 5 cm from the belly button.
  - b. Another person should give you the injection in the back of your upper arm.
- **Change** your injection site each week. You may use the same area of your body but be sure to choose a different injection site in that area.



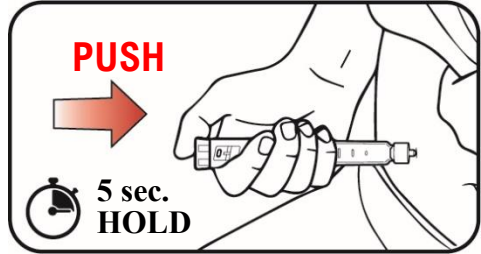
**Step 11:**

- Turn the dose knob until it stops and the **1** icon is shown in the dose window. **The 1 icon is equal to a full dose.**

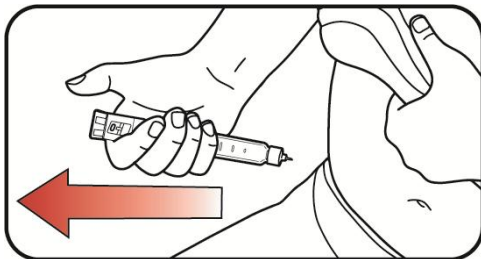


**Step 12:**

- a. Insert the needle into your skin.



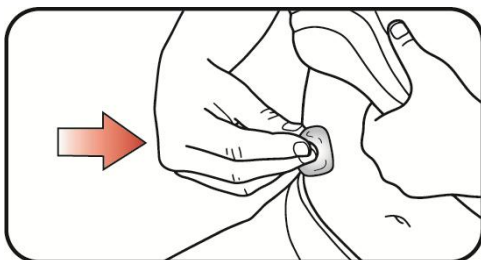
- b. Inject the medicine by **pushing the dose knob in** until it stops then **slowly count to 5 while holding the dose knob**. The **0** icon must be shown in the dose window before removing the needle.



**Step 13:**

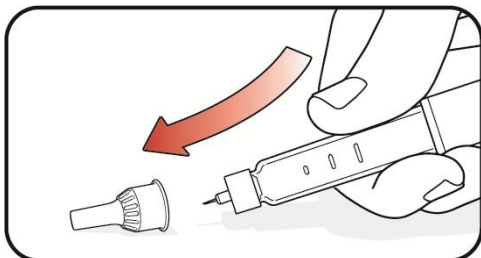
- Pull the needle out of your skin. A drop of medicine on the needle tip is normal. It will not affect your dose.
- Confirm the **0** icon is in the dose window. If you see the **0** icon in the window, you have received the full dose. If you do not see the **0** icon in the dose window, insert the needle back into your skin and finish your injection. **Do not** redial the dose. If you still do not think you received the full dose, **do not** start over or repeat the injection. Contact your doctor, nurse or pharmacist.

**After your Mounjaro KwikPen injection**



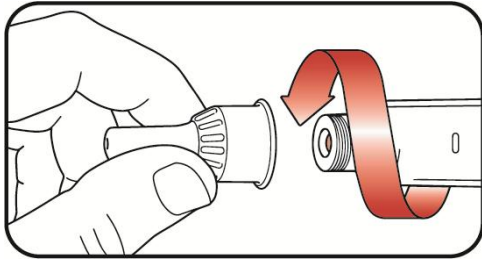
**Step 14:**

- If you see blood after you pull the needle out of your skin, lightly press the injection site with gauze or a cotton ball. **Do not** rub the injection site.

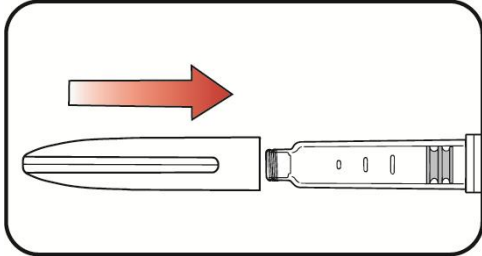


**Step 15:**

- Carefully replace the outer needle shield.

**Step 16:**

- Unscrew the capped needle and put the needle in a sharps disposal container (see “Disposing of Mounjaro KwikPen and pen needles”). **Do not** store the pen with the needle attached to prevent leaking, blocking the needle, and air from entering the pen.

**Step 17:**

- Replace the pen cap. **Do not** store the pen without the pen cap attached.

**Storing your Mounjaro KwikPen****Unused pens:**

- Store **unused pens** in the **refrigerator** between 2°C to 8°C.
- Unused pens may be used until the expiration date printed on the label if the pen has been kept in the refrigerator.
- **Do not** freeze your pen. Throw away (dispose) the pen if it has been frozen.

**Used pens:**

- You may store your **used pen** at **room temperature** below 30°C after your injection.
- Keep your pen and needles out of the sight and reach of children.
- Dispose of the pen 30 days after first use even though the pen has medicine left in it.
- Dispose of the pen after receiving 4 weekly doses. Attempting to inject any leftover medicine could result in an incomplete dose even though the pen still has medicine left in it.

**Disposing of Mounjaro KwikPen and pen needles**

- Put your used pen needles in a sharps disposal container or a hard plastic container with a secure lid.
- **Do not** throw away (dispose) loose pen needles in your household waste.
- Dispose of the used pen as instructed by your healthcare professional.
- Ask your healthcare professional about options to dispose of the sharps disposal container properly.
- Do not recycle your used sharps disposal container.

**Commonly asked questions**

- If you cannot remove the pen cap, gently twist the pen cap back and forth, and then pull the pen cap straight off.
- If the dose knob is hard to push:
  - pushing the dose knob more slowly will make it easier to inject.
  - your needle may be blocked. Put on a new needle and prime the pen.
  - you may have dust, food, or liquid inside the pen. Throw the pen away and get a new pen.

**Additional information**

If you have any questions or problems with Mounjaro KwikPen:

- Contact your doctor, nurse or pharmacist.

**Medicine calendar**

Use Mounjaro KwikPen 1 time a week.

I inject my weekly dose on the dates below.

Write the day of the week you choose to inject. Inject on this day each week (Example: Monday).

(Day/Month) (Day/Month) (Day/Month) (Day/Month)

--

--	--	--	--

**Manufactured by:**

Eli Lilly Italia S.p.A.  
Via Gramsci 731/733  
50019, Sesto Fiorentino  
Firenze (FI)  
Italy

**Date of revision:** 18 July 2025