

COMFYPRO

Drops

Active Ingredients:

Each dose / 5 drops (0.25ml) contains:

Bifidobacterium Longum CECT7894.....3.798 mg
 Pediococcus Pentosaceus CECT8330.....3.798 mg
 (Total Count: 1 Billion CFU/0.25ml)
 Vitamin D3..... 400 IU

Product Description:

Yellow liquid, characteristic taste and odour.

Indication:

Used as a health supplement.

Recommended Dosage:

For children (1 year and above):
 5 drops (0.25ml) once daily after meal.
SHAKE WELL BEFORE USE

It can be dropped directly into the mouth or mixed with food or milk. Slightly warm vial with hands for 1 minute to facilitate the resuspension of the liquid.

Route of Administration:

Oral

Contraindications:

Unknown.

Warnings and Precautions:

Do not exceed the recommended daily dose.
 Once opened, consume within 1 month.
KEEP OUT OF REACH OF CHILDREN.
JAUHKAN DARIPADA KANAK-KANAK.

Interactions with other Medicaments:

Unknown.

Pregnancy and Lactation:

Unknown.

Side Effects:

Unknown.

Symptoms and Treatment of Overdose:

Unknown.

Storage:

Store in a dry place below 30C.
 Keep away from light and moisture.
 Do not freeze.

Shelf Life:

2 years

Packaging:

8ml per bottle.

Manufacturer:

Sincrofarm, S.L.
 C/Mercuri, 10, 46-48, Pol. Ind Almeda,
 08940 Cornellà de Llobregat,
 Barcelona, Spain.

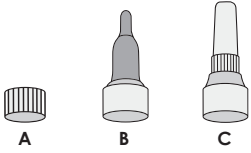
Product Registration Holder:

EP Plus Group Sdn. Bhd.
 Block C-3-1, Plaza Mont Kiara,
 No 2, Jalan Kiara, Mont Kiara,
 50480 Kuala Lumpur, Malaysia.

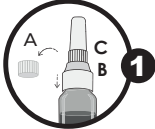
Date of Revision:

17 September 2025


DIRECTIONS OF USE




Step 1. Remove the cap of the glass bottle (A) and replace it for the administration cap (B+C) screwing it well (not too tight!). You can store the product this way.




Step 2. Before administration, shake vigorously.




Step 3. Open the bottle by placing the fingers in the striated area of the cap (C) and twisting slightly, counter-clockwise.



Step 4. Apply the product by turning the bottle and pinching the plastic dropper (B) as many times as drops needed (daily dose: 5 drops).



Step 5. Close the bottle by adding the cap (C) and slightly twisting clockwise. Store until next administration.



Step 6 (optional). To clean the plastic dropper (B), remove the cap (C) and unscrew the plastic dropper (B) by placing the fingers in the white area. You can wash it with water or boil it to sterilize it.

